



Tier1

BloombergNEF

Power the Future

BC BIFACIAL MODULES

470-485W

High efficiency bifacial modules

· Full Black

Residential

C&I

Module efficiency

23.76%



**Excellent
Micro-crack Resistance**



**Superior
Temperature Coefficient**

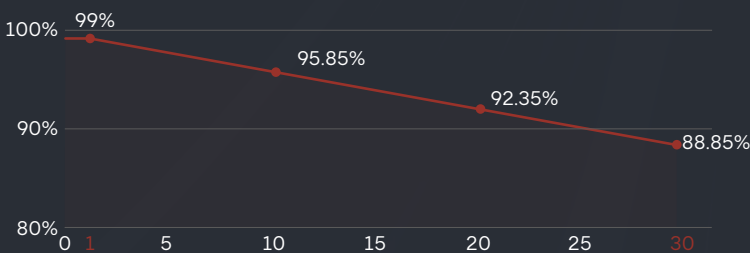


**Higher
Generated Energy**



**Partial
Shading Optimisation**

Linear performance warranty of 30 years



WARRANTY

Quality Guarantee **30 Years**

Power Warranty **30 Years**



Ariel Green

ELECTRIC CHARACTERISTICS

SPDG(470/485)-BC108RL10

Model of modules	SPDG470-BC108RL10		SPDG475-BC108RL10		SPDG480-BC108RL10		SPDG485-BC108RL10	
	STC	NMOT	STC	NMOT	STC	NMOT	STC	NMOT
Power maximum (Pmax/W)	470	357	475	361	480	365	485	369
Maximum power voltage (Vmp)	33.29	31.60	33.40	31.71	33.51	31.82	33.62	31.93
Maximum power current (Imp)	14.13	11.30	14.23	11.39	14.33	11.48	14.43	11.56
Open circuit voltage (Voc)	40.31	38.28	40.42	39.89	40.53	38.50	40.64	39.61
Short circuit current (Isc)	14.78	11.84	14.88	11.93	14.98	12.02	15.08	12.10
Module efficiency	23.03%		23.27%		23.52%		23.76%	

STC (Electrical parameters at standard test conditions (STC:AM=1.5, 1000W/m², Cells Temperature 25°C)

NMOT (Irradiance 800W/m², Ambient Temperature 20°C, AM1.5, Wind Speed 1m/s)

ELECTRICAL CHARACTERISTICS WITH DIFFERENT REAR SIDE POWER GAIN (REFERENCE TO 475W FRONT)

Pmax gain	5%	10%	15%	20%	25%
Power maximum (Pmax/W)	499	523	546	570	594
Maximum power voltage (Vmp)	33.40	33.40	33.40	33.40	33.40
Maximum power current (Imp)	14.93	15.64	16.35	17.07	17.78
Open circuit voltage (Voc)	40.42	40.42	40.42	40.42	40.42
Short circuit current (Isc)	15.62	16.37	17.11	17.86	18.60

STRUCTURAL CHARAC

Module size (L*W*H)	1800×1134×30mm
Weight	23.5kg
Cell	108(6x18)
Front glass	2.0mm semi-tempered glass
Back glass	1.6mm semi-tempered glass
Frame	Black anodized aluminum alloy frame
Junction box	IP68
Output wire	4mm ²
Wire length	Line length 1200mm / customized
Connector	EVO2A
Packing specification	36pcs per pallet / 216 pcs per 20' GP / 864pcs per 40' HC

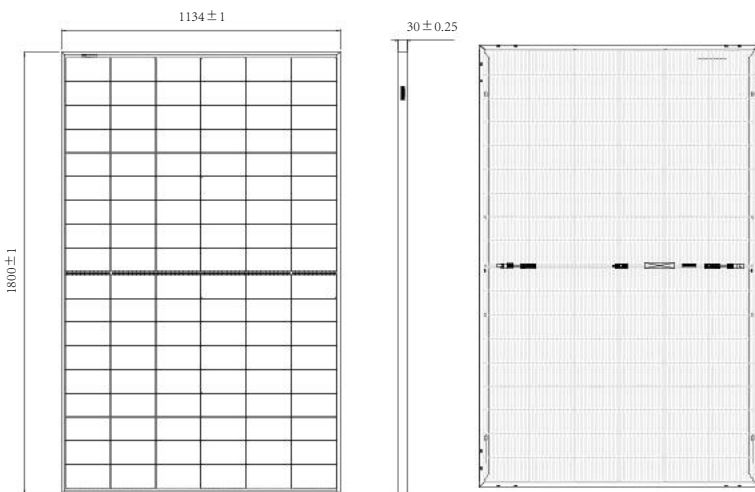
OPERATING PARAMETERS

Power tolerance (W)	(0~+5w)
Maximum system voltage (V)	DC1500V(IEC)
Maximum rated fuse current (A)	30A
Current operating temperature (C)	-40°C~+85°C
Mechanical load	+5400Pa/-2400Pa

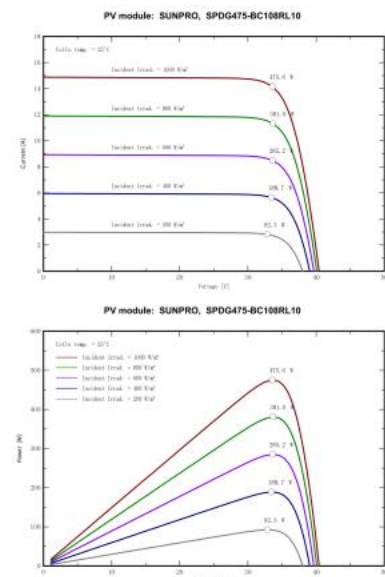
TEMPERATURE CHARACTERISTICS

Temp. Coeff. of Isc (TK Isc)	+0.050%/°C
Temp. Coeff. of Voc (TK Voc)	-0.200%/°C
Temp. Coeff. of Pmax (TK Pmax)	-0.260%/°C
Normal Operating Cell Temperature	45±2°C

MODULE DIMENSIONS(MM)



I-V CHARACTERISTICS AT DIFFERENT IRRADIATION



Zhejiang Sunpro Power Technology Co., Ltd

Add: Qinggang Industrial Zone, Yuhuan City, Zhejiang Province

Tel: +86 0576-80730906 E-mail: info@sunpropower.com Website: www.sunpropower.com

*The above parameters are for reference only, and the actual parameters of the factory shall prevail